



STATISTA

A strong foundation for your ideas

”*Statista is an indispensable resource for our students and faculty for quickly locating key statistics to inform and illustrate their research and teaching.*

Peter McKay Business Librarian,
University of Florida, USA

CONTACT



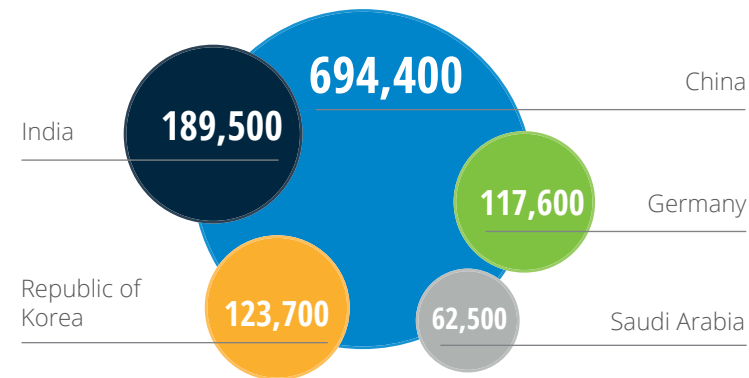
Kathrin Schwiderski

Senior Academic Relationship Manager

Tel +49 40 284 84 14-34
kathrin.schwiderski@statista.com

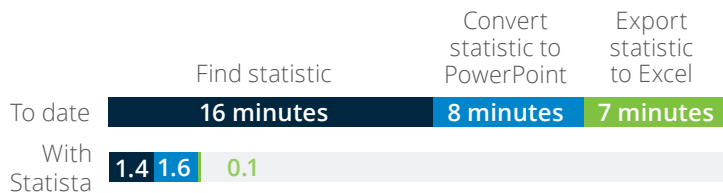
Over 1,000,000 Statistics on 80,000 Topics from
More Than 18,000 Sources

The Countries With The Most Students Studying Abroad

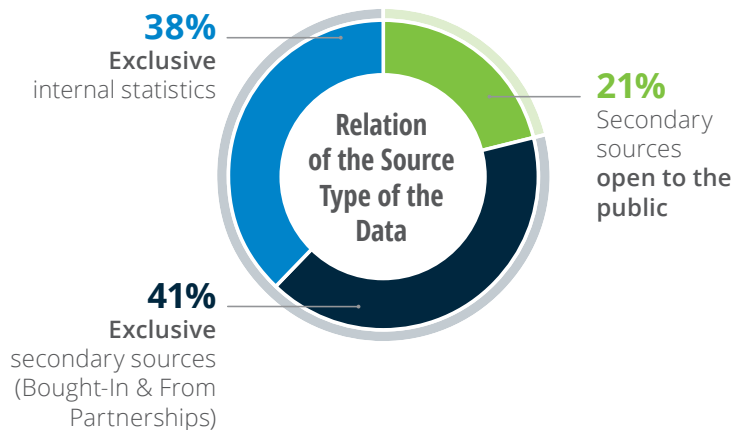


Research with Statista saves time and resources

Save nearly 30 minutes per research inquiry



 **Time saved**
29 minutes per statistic



Citation Function

Statista lets you export the reference for the original source and formats it automatically in accordance with five different academic style guides.

Download as ... Options

- Graphic (PNG)
- Exel (XLS)
- PowerPoint (PPT)
- PDF
- Add to collection

Options

- Settings
- Save Favorite
- Print
- Update Alerts

Source | Release | further info

Survey name
Measuring the UK's Digital Economy With Big Data

Published by
NIESR

Source link
Measuring the UK's Digital Economy With Big Data, page 14

Release Date
July 2013

Citation (FAQ)

Harvard

Select citation

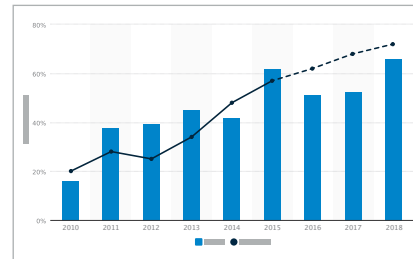
- APA
- Chicago
- Harvard
- MLA
- Bluebook

<https://www.statista.com/statistics/280222/mean-revenue-of-companies-in-the-united-kingdoms-digital-economy-by-sector/>

Citation (FAQ)

Harvard

NIESR. n.d. *Average revenue of companies the digital economy of the United Kingdom (UK) as of 2012, by sector (in Million GBR)*. Statista. Accessed 8 February, 2017. Available from <https://www.statista.com/statistics/280222/mean-revenue-of-companies-in-the-united-kingdoms-digital-economy-by-sector/>.



Why More Than 800 Higher Education Institutions Already Rely on Statista

- 1 | Statista offers convenient access to quantitative data for use by students of any discipline.
- 2 | Statista prepares all data with great care and in compliance with scientific standards.
- 3 | Detailed background information (e.g. references and details of methodology) allow for a correct assessment and interpretation of the respective data.

Substance Beats Speculation – Figures, Data, and Facts from 18,000 Sources

- ✓ 170 sub-industries spanning 80,000 topics
- ✓ 20,000 external studies by third-party providers
- ✓ Market forecasts for some 40 countries covering 425 industries
- ✓ Sources database featuring further information on our primary sources
- ✓ Academic publication rights

All data available to download in the following formats:

